

# EECC 2025

## How to create a MyESC account?



# Why should I need a MyESC account?

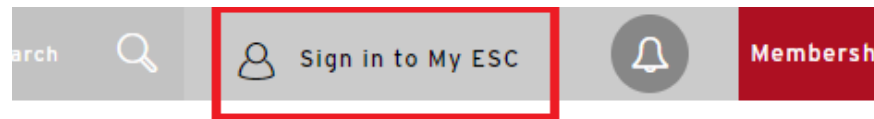
---

Registering for EECC 2025 gives you access to the EECC preparatory course, which has many resources to help you prepare for your exam.

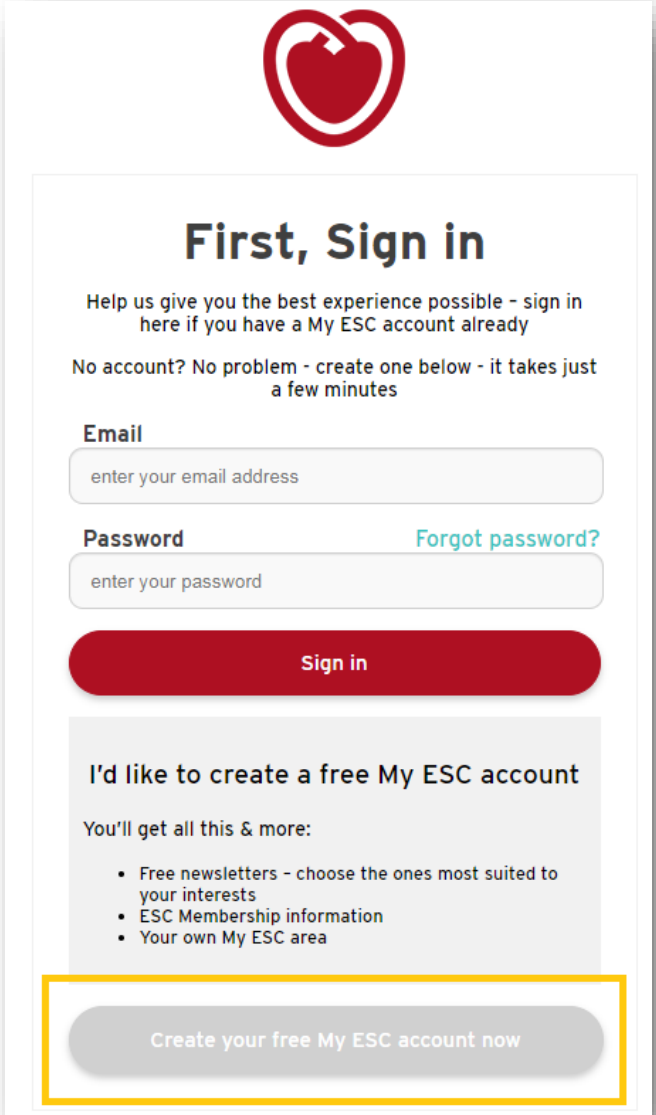
This course is only accessible with a valid MyESC account

# Create your My ESC account

1. Go to ESC website: <https://www.escardio.org/>
2. On the top right, click on 'Sign in to My ESC'



3. A new page opens. Click on 'Create your free My ESC account now'



**First, Sign in**

Help us give you the best experience possible - sign in here if you have a My ESC account already

No account? No problem - create one below - it takes just a few minutes

**Email**  
enter your email address

**Password** [Forgot password?](#)  
enter your password

**Sign in**

**I'd like to create a free My ESC account**

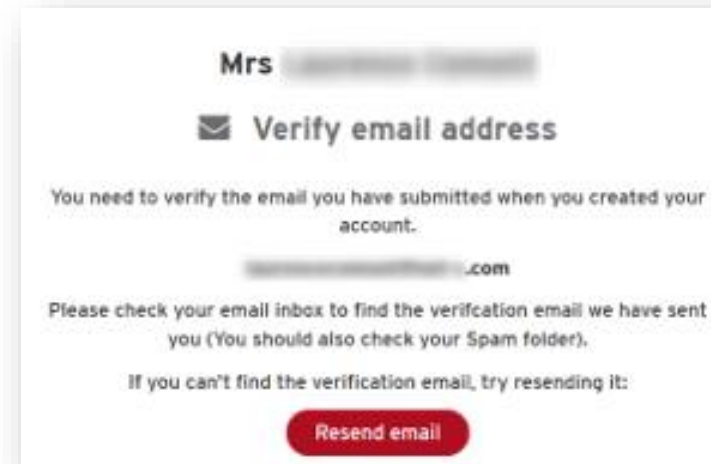
You'll get all this & more:

- Free newsletters - choose the ones most suited to your interests
- ESC Membership information
- Your own My ESC area

**Create your free My ESC account now**


# Create your My ESC account

4. Enter all information required and at the end of the form, click on 'Create Account'.
5. An email address verification is required.



# Create your My ESC account

6. Check your mailbox to find the verification email. If you haven't received it, check your spam folder.



# Create your My ESC account

*Obtain your ESC ID*

7. Once your account is created and confirmed, sign in to your MyESC account.

Your **ESC ID** (unique identifying number of each member) will be available on the top-right of the screen, below your name.

